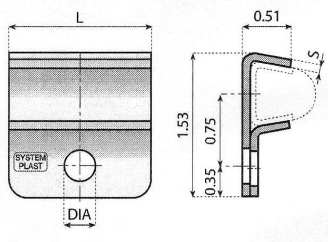


**Guide Rail Clamps**

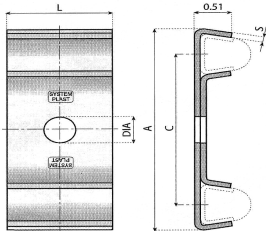
**Description**

**Part Number**



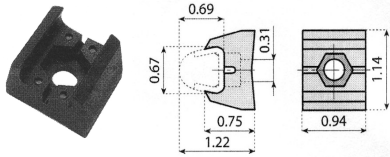
Stainless Steel 304 Rail Clamp.  
L = 1.50"  
DIA = M8 or 5/16"

13014



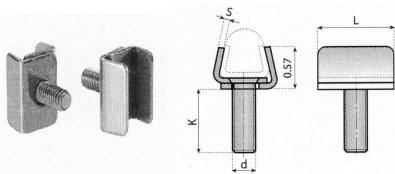
Stainless Steel 304 Double Rail Clamp.  
L = 1.50"  
C = 2.50"  
A = 3.39"  
DIA = 0.41"

13013



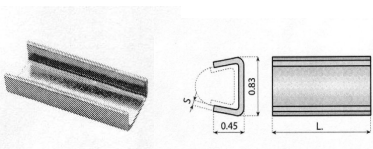
Reinforced Polyamide Single Clamp.  
Connects Guide Rail to Bracket or Rod.

13012



Heavy Duty Stainless Steel Guide Rail Clip.  
304 Stainless Steel.  
K = 1.02"  
d. thread size = 5/16" UNC

331006



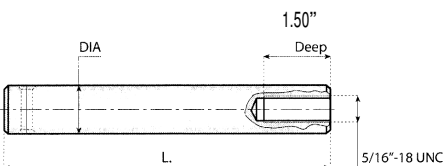
Stainless Steel Connecting Element.  
304 Stainless Steel.  
Used for Joining Lengths of Guide Rail.  
L = 1.97"

13120

**Adjusting Rods**

**Description**

**Part Number**



Stainless Steel Adjusting Rods.  
Used for Joining and Adjusting Guide Rail Through  
Guide Brackets.

1/2" Dia. x 6.0" 33913A  
1/2" Dia. x 8.0" 33913A-8

5/8" Dia. x 6.0" 33917A  
5/8" Dia x 8.0" 33917A-8